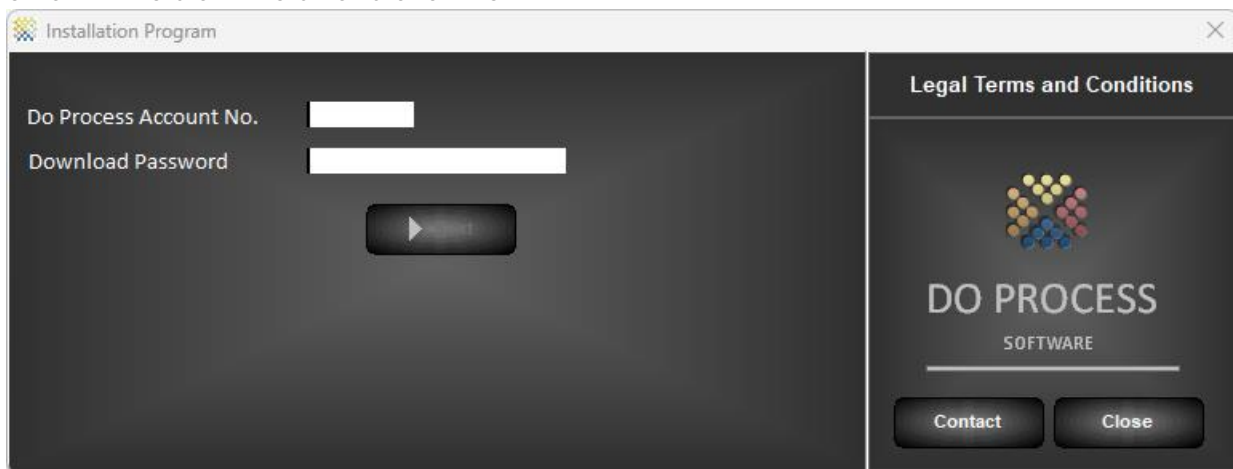
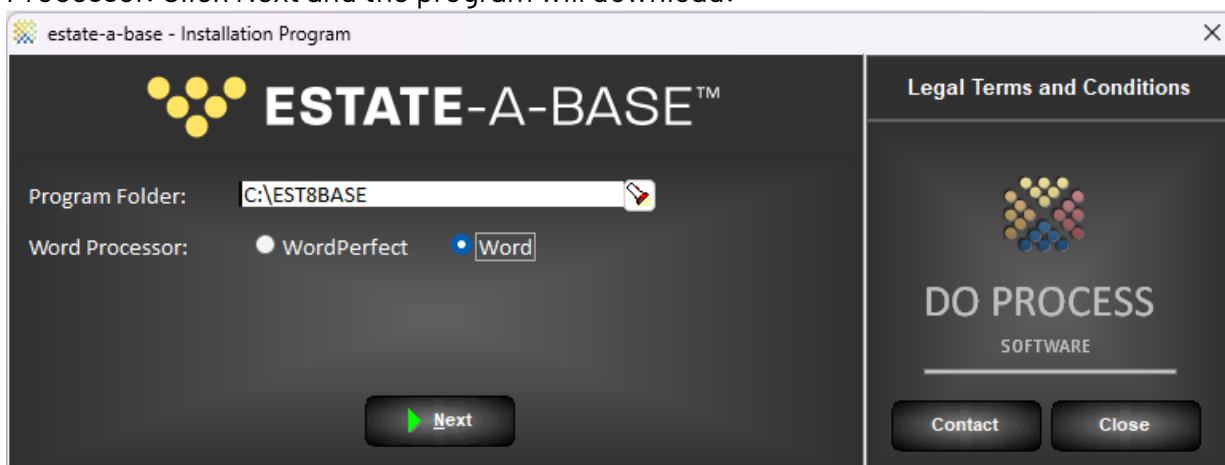




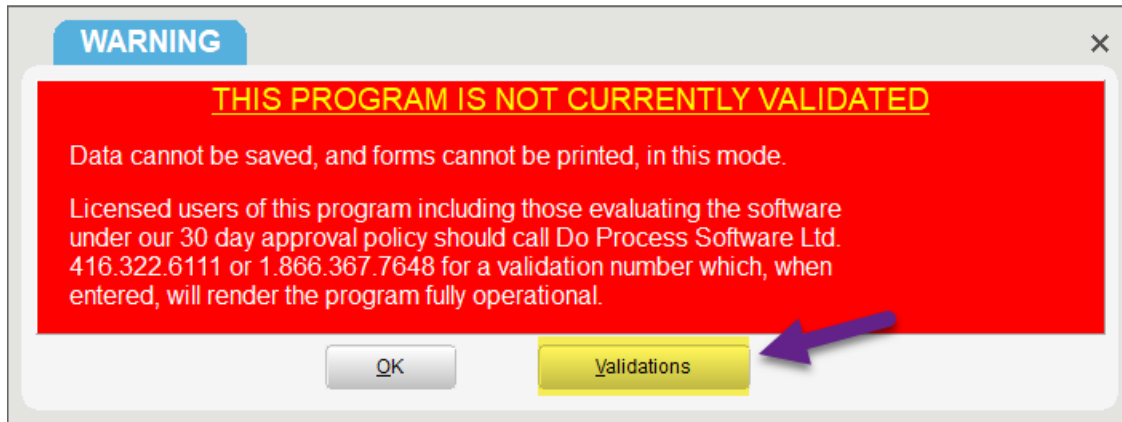
1. Open the following link <http://desktop-apps.doprocess.com/install.htm> and download the installation program. It should appear in your default downloads folder as **Setup.exe**.
2. Double-click and open Setup.exe. Enter the Account ID and Download Password you received via email in the blank fields and click Next.



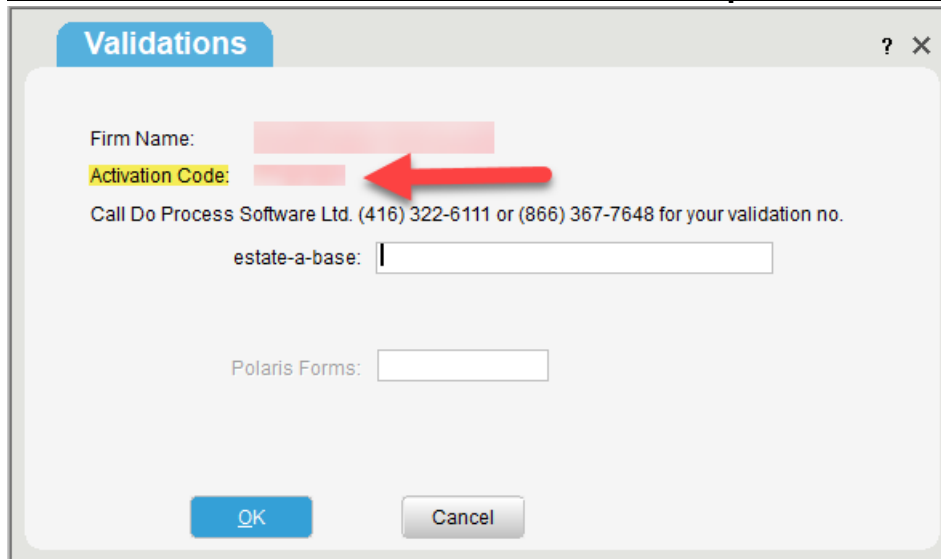
3. On the following screen, you have the option to change the Program Folder and select your Word Processor. Click Next and the program will download.



4. Estate-a-Base will launch and present you with a validation warning. Please click the Validations button.

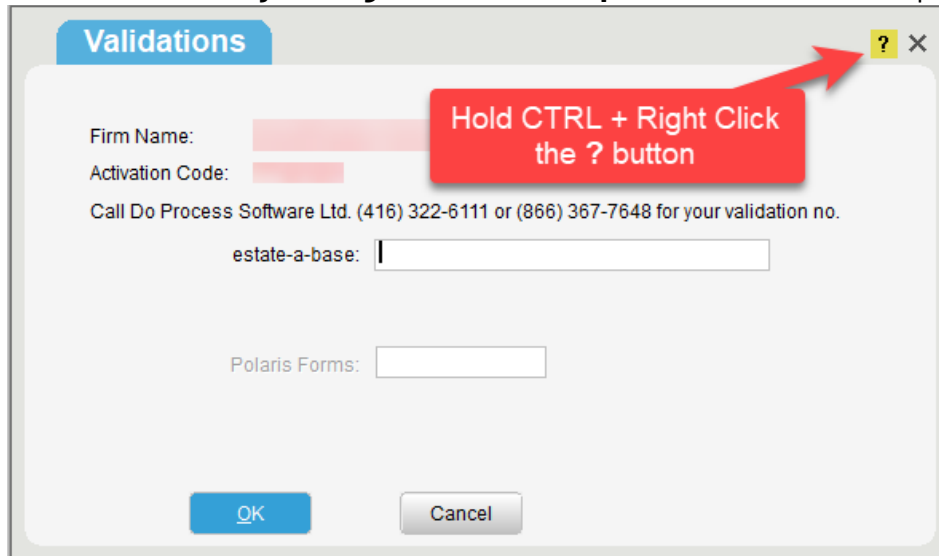


5. In the Validations window, it will display an Activation Code. **Please respond to the email you received with the Activation Code. You will then be provided with a Validation Code.**



Proceed to the next page after you have received your Validation Code from Dye & Durham.

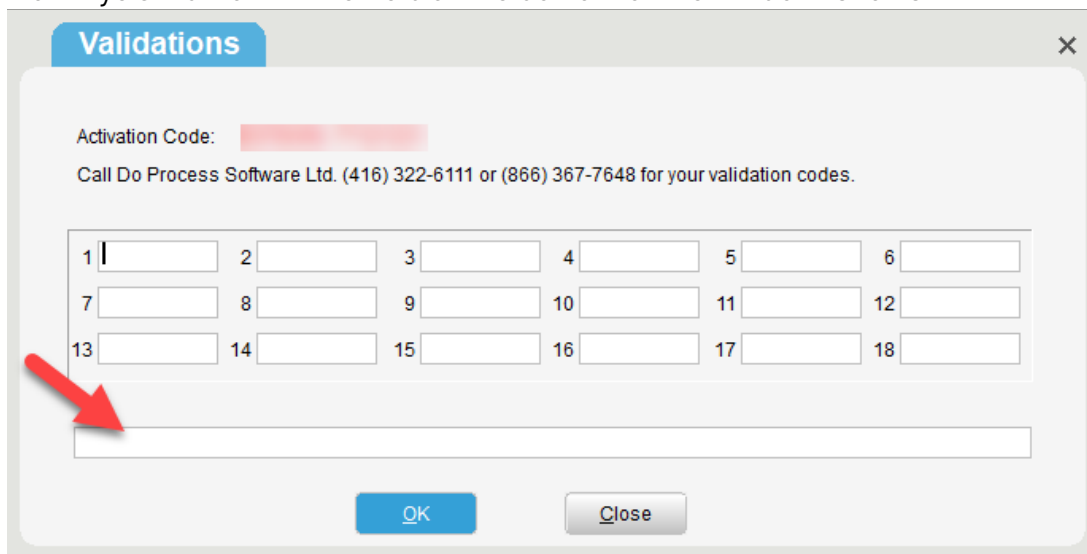
6. After receiving your Validation Code from Dye & Durham, return to the Validations window. **Hold down the CTRL key and right-click on the question mark** at the top right of the window:



The screenshot shows a window titled "Validations" with a blue header bar. In the top right corner, there is a yellow question mark icon and a close button (X). A red callout box with white text says "Hold CTRL + Right Click the ? button" and has an arrow pointing to the question mark icon. The window contains the following fields and text:

- Firm Name: [Redacted]
- Activation Code: [Redacted]
- Call Do Process Software Ltd. (416) 322-6111 or (866) 367-7648 for your validation no.
- estate-a-base: [Text input field]
- Polaris Forms: [Text input field]
- Buttons: OK, Cancel

7. A second Validations window will appear. Copy, and paste the Validation Code that you received from Dye & Durham in the field at the bottom of the window. Click OK.



The screenshot shows a second window titled "Validations" with a blue header bar and a close button (X) in the top right corner. The window contains the following fields and text:

- Activation Code: [Redacted]
- Call Do Process Software Ltd. (416) 322-6111 or (866) 367-7648 for your validation codes.
- A grid of 18 numbered input fields (1-18) for the validation code.
- A large text input field at the bottom for pasting the validation code.
- Buttons: OK, Close

A red arrow points to the large text input field at the bottom, indicating where to paste the validation code.

8. Finally, you should receive a pop-up confirming the product validation. Click OK to restart the program.

